

# Diminished Scale Patterns

---

The interval structure of a diminished scale is as follows: whole-step, half-step, whole-step, half-step, whole-step, etc. Or it can be half-step, whole-step, half-step, whole-step, etc. It just depends on the situation. Use your ear to determine which way sounds best to you.

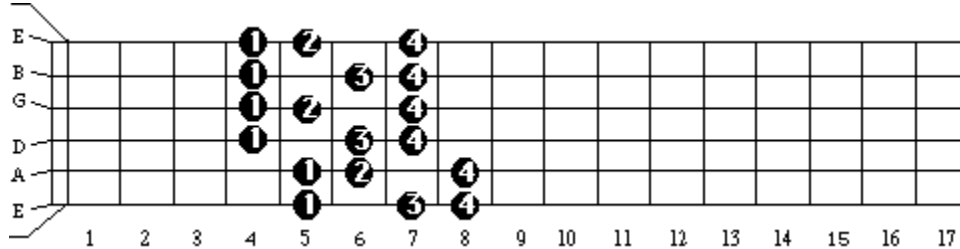
Take a look at the A diminished scale below and notice that because the interval pattern is so repetitive, this could also be a C diminished scale, a E $\flat$  diminished scale, or a G $\flat$  diminished scale.

This fact makes it easy to move a diminished scale around the fretboard.

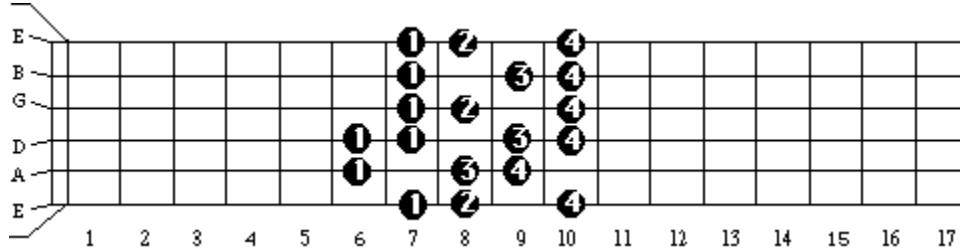
A - B - C - D - E $\flat$  - F - G $\flat$  - G $\sharp$  - A

The following patterns show different fingerings for an A diminished scale (or C, or E $\flat$ , or G $\flat$  diminished scale).

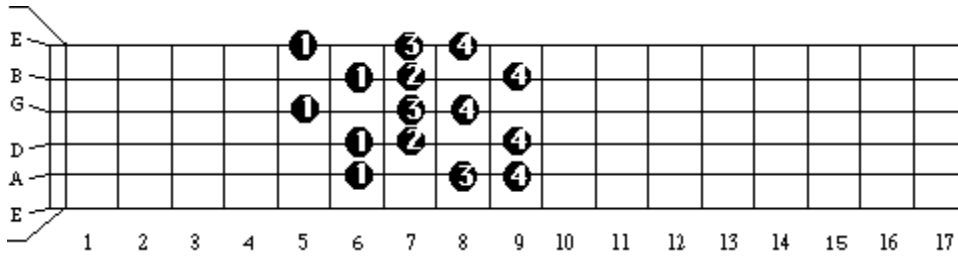
Form 1



Form 2



Form 3



Form 4

